


November Edition



2020 LEADER'S GUIDEBOOK

TABLE OF CONTENTS

I. Preparation

- New for 2020
- Announcements & Cooking Options-3
- Letter from Camp Leadership - 4
- History of Camp Phillips - 5
- Reservation Leadership - 6
- Camp Forms & More Announcements - 7
- Preparation Timeline - 8
- What to Bring - 10
- T-Shirts & Unit Photos - 11
- Food Service - 12

II. Registration

- Registration Timeline - 13
- Payments & Fees - 14

III. Policies

- Campsite Policies - 15
- Health & Safety - 16
- Medical Policies - 17
- Camp Rules - 18

IV. Check-In/Out

- Check In - 20
- Check Out - 21
- Visitor Information - 21
- Family Camping - 22



V. Program

- Program Schedule - 23
- Phillips Explorers - 24
- Evening Programming - 25
- Afternoon Open Program— 26
- First Year Camper - 27
- Aquatics Adventures - 28
- Phillips Experience Program—29
- Program Areas - 30
- Advancement Prerequisites - 32
- Scout Personal Planning Guide - 33
- Order of the Arrow - 34
- Baden Powell Award - 35
- Leader Training Schedule - 36
- Volunteer Ranger & Commissioner - 37
- Trading Post—38
- Facilities - 39
- Fishing Opportunities - 40

VI. Maps & More

- Camp Staff Opportunities - 41
- Help Improve Camp Phillips - 42
- Directions to Camp Phillips - 43
- Map of Camp Phillips - 44

NEW FOR 2020

- IMPROVED— Indianhead Outpost. *Overnight Canoe program.* See page 7
- Advanced Climbing Trip
- Full Online Registration
- Cowboy Action Shooting



BSA ADULT LEADERSHIP POLICY

For the safety and protection of our youth, all adult volunteers attending camp must be registered members of Boy Scouts of America prior to arriving at Camp Phillips. BSA Membership ensures that all adults at camp have completed a background check and youth protection training.

Your troop must present a troop membership roster one month prior to arriving at camp to validate the membership of the adults attending camp.

Contact the Chippewa Valley Council Service Center or your local council service center for assistance in obtaining a troop membership roster.

MEDICAL FORM PRE-CHECK

An optional convenience for 2020: Medical forms can be mailed to the Chippewa Valley Council prior to your arrival. Your medical forms will be pre-approved and a copy of the medical form will be on file at camp.

Your unit or individuals in your unit can opt to bring a paper copy to camp, if preferred.

PATROL CAMPING AND PATROL COOKING

“Tsun Ga Ni” will be offered this summer as a more primitive site. Tsun Ga Ni is located conveniently within the old First Year Camper Area, at Camp Phillips.

This site has all the usual amenities offered at traditional sites, minus the camper cabins, for groups who wish to bring their own tents. This means the site is totally flexible for Troops of all sizes, or for those who wish to operate more strongly with the Patrol Method.

Patrol Cooking is available for Summer 2020. You can cook some or all meals in your campsite. Contact Eric Muench (eric.muench@scouting.org)

SHOOTING SPORTS- VENTURING EXPERIENCE

The Chippewa Valley Council will be hosting a Venturing Experience at Camp Phillips every week. Information about the Venturing program will be provided.

Any youth 14 and older (or 13 **AND COMPLETED 8TH GRADE**) will have the opportunity to participate in an open shooting sports event, with the opportunity to shoot a large-caliber rifle at our 100yd range.

Come learn all about Venturing, and experience the excitement firsthand!



LETTER FROM CAMP LEADERSHIP

Dear Leaders,

Thank you for choosing Camp Phillips as your destination for summer camp in 2020! L.E. Phillips Scout Reservation has been serving Scouts and Leaders from across the nation for over 60 years. Whether you are a Scout Leader attending Camp Phillips or a Cub Scout Leader at Cub World, our facilities and staff are sure to accommodate all of your needs.

Throughout our history, we have been known as “America’s Premier Camp” and have been providing a high quality program for the Scouts and Scouters who call Camp Phillips home. This year, we will maintain our commitment to excellence and go above and beyond with several new programs and services, including a greatly expanded Shooting Sports program.

The whole team at Camp Phillips is very excited your unit has chosen to take part in this experience. Camp directors and leaders are busy preparing an awesome program for you and your Scouts to take part in together. We have a solid group of returning staff and directors, as well as some talented new faces, to ensure you have a great week at camp.

This Leader’s Guide provides you with details about our programs, procedures, and services. Please utilize this resource to prepare your unit for your experience at camp. If you have any questions or concerns, please let us know. Thank you for choosing Camp Phillips and see you at camp!



ARE YOU NEW TO CAMP PHILIPS?

- Each campsite has multiple cabins with four bunks. Every site has a pavilion. A majority of the campsites overlook one of the five lakes, and all have rowboats for units to use throughout the week.
- A tenting campsite is available if your Troop would prefer a tenting option
- Units cook in their campsites Wednesday, so bring cooking equipment and personal mess kits.
- The health forms you turn in will remain at camp after you leave. Please provide copies during check-in and retain originals.
- Swim checks are done upon arrival at camp in Round Lake, one of the five lakes on the property. There are no pool facility or pre-camp swim checks allowed.
- Advancement instruction starts on the time given on page 31 and ends 10 minutes prior to the listed ending time. Merit badges meet Monday through Friday.
- If you have youth who need to be called out for the Order of the Arrow, please review the instructions on page 35.



HISTORY OF CAMP PHILLIPS



Camp Phillips was made possible through the generosity of Lewis E. Phillips, then head of National Pressure Cooker Co. (now National Presto Industries) in Eau Claire, Wisconsin.

In 1947, Judge Merrill Farr, a friend of L.E Phillips, took him fishing in Haugen, Wisconsin. While on that outing, Judge Farr took him on a tour of a nearby Boy Scout Camp, which unknown to L.E. Phillips was the purpose of the whole trip. What L.E Phillips saw that day became his own personal dream—to give the youth of today what he had been denied.

Within the following year L.E Phillips proposed to build a new Boy Scout Camp. It was determined that a site adjacent to Bear Lake, in Barron County, Wisconsin, would be purchased and gifted to the Chippewa Valley Council. An expression of the most sincere gratitude from the Chippewa Valley Council and families of all the boys participating in Scouts is owed to Mr. Phillips. By 1949, enough buildings and areas had been constructed to begin camping.

Camp Phillips was dedicated on June 22, 1952. It was hailed as a model for other camps in the nation and that description has stood the test of time. The reservation covers 1,450 acres, five lakes, and has beautiful pines and hardwoods. It provides an outdoor classroom that is unparalleled. The Chippewa Valley Council prides itself on the program and the site, and affectionately calls L.E. Phillips Scout Reservation “America's Premier Camp.”

In L.E. Phillips’ speech at the dedication of Camp Phillips he said “A man’s worldly goods are of little real value unless they contribute to the welfare and to the happiness of his fellow man.” Phillips said, “We must be mindful that all we have is but lent to us—and that the only way we can repay our debt to him who has given it is to give to others as we have received.”

L.E. Phillips’ commitment to philanthropy has left an amazing legacy for the youth of the Boy Scouts of America.



RESERVATION LEADERSHIP



Eric Muench | Reservation Director

Eric Muench has spent the past ten summers as the Shooting Sports Director, Program Director and Commissioner at Camp Phillips. This summer, Eric is excited to return to camp, where he will be responsible for all operations at L.E. Phillips Scout Reservation, including Camp Phillips and Cub World. Eric is full time Chippewa Valley Council employee that supports L.E. Phillips Scout Reservation programming year-round. Eric is an Eagle Scout and Vigil honor member of the Order of the Arrow. Eric has served as a Scoutmaster, a Shooting Sports Instructor for BSA National Camping School, and as an NRA Training Counselor. Eric graduated from University of Wisconsin- Eau Claire with a Bachelor's Degree in Management.



Brennan Schrader | Camp Phillips Program Director

Brennan has spent the last seven summers working at Camp Phillips ranging from Outdoors Skills, C.O.P.E. and Climbing and Program Director. Brennan is an Eagle Scout as well as a Vigil Honor Member of the Otyokwa Lodge. Brennan enjoys a multitude of outdoor activities, especially rock climbing and sailing. Brennan is also the Skipper of Sea Scout Ship 101 in Chippewa Falls. Brennan is currently studying at the University of Wisconsin Stout for a Masters in School Counseling. Brennan is looking forward to a great summer and to meet everyone that comes up to camp.

SCOUTS BSA GIRL TROOPS

Camp Phillips is ready to serve Scouts BSA! Girls can participate in all of our programs. Our cabins, shower houses, and restrooms can accommodate all youth and adults!

If your troop is bringing Girls or bringing a linked Scouts BSA Girl Troop, please contact Eric Muench at eric.muench@scouting.org or 715-419-1608. We will address any questions you have and make sure all proper accommodations are in place.



CAMP FORMS

All of the forms listed below can be found at <http://campphillips.org/boy-scouts>.

2020 Site Reservation Form (Due Immediately to hold your spot)

Advancement Pre-registration (Opens online on March 1st)

Boy Scout Camp Roster (Due April 1st)

Boy Scout Camp Deposit Form (Due April 1st)

Boy Scout Camp Final Payment Form (Due April 1st for Discount)

Campership Form (Application for Financial Assistance)

INDIANHEAD OUTPOST

We are offering Indianhead Outpost, an overnight canoe trek program. Scouts need to be 14 years of age or older (or 13 **AND completed 8th Grade**).

See the sights of Northwest Wisconsin by canoe and trail. Scouts participating in Indianhead Outpost will be staying as a team. Scouts will begin practicing their canoeing skills around Camp Phillips. If time and interest permits, the group will hike a segment of the Ice Age Trail. The team led by Camp Phillips guides will complete their week with a two or three night trip on the Namekagon River or Flambeau River.

An additional activity fee of \$30 applies to this program.



2020 CAMP SESSIONS

Session 1: June 14 - 20 **Session 2:** June 21 - 27 **Session 3:** June 28 - July 4
Session 4: July 5 - 11 **Session 5:** July 12 - 18 **Session 6:** July 19 - 25
Session 7: July 26 - Aug 1

PREPARATION TIMELINE

Right Now

- If you haven't already, submit your unit reservation. Visit campphillips.org/scouts for a link to the paper form or to our online registration system.
- Inform all Scouts, Arrow of Light Scouts, and their parents about your unit's summer plans.
- Recruit at least two adult leaders (one at least 21 or older) to be in camp at all times during your stay. Recruit more leaders if you will have 20 or more Scouts (Maintaining a 1 Adult for every 10 youth ratio).
- Schedule a promotional presentation for your troop or crew with the Scout Center (800-726-8802).
- Take note of the payment plan and be sure to stay on target with the due dates (see page 13).



The biggest thing you can do to help your unit get more youth and parents signed up to attend summer camp is to do a camp promotions presentation.

January

- Contact your District Camping Committee or District Camping Chair to schedule a Camp Promotion Presentation. This will help generate excitement about attending camp. Contact the Chippewa Valley Council at (715) 832-6671 for information.
- Information regarding online merit badge registration will be sent out.

February

- Collect deposit payments due by **March 1st** (\$50.00 per Scout).
- Pre-order t-shirts to ensure that everyone will have one to wear at camp. Shirts are ordered through the online registration system. Stay tuned for pricing and deadlines.



PREPARATION TIMELINE

March

- Begin registering Scouts on the online system for merit badges. A \$50 deposit must be paid in order to sign up. Don't worry about waiting for every youth in your troop, we will take your requests as you get them from your Scouts.
- Collect payment from each Scout to deposit in Troop account for final payment.
- Hold a pre-camp parent meeting.
- Complete Campership (Financial Assistance) Applications. These are for Chippewa Valley Council units only. These are due to the Scout Service Center by **April 1st**.
- Final Payment by **April 1st** to receive Early Bird Discount.

April/May

- Send out final notices to all parents and Scouts including a list of what to bring (see page 9).
- Encourage youth who are not attending camp with your unit to attend, either with another unit or with a Provisional Unit another week (see page 12).
- Work with each Scout in planning an advancement schedule and getting them started on the pre-camp work listed on pages 32-34.
- Ensure that all Scouts and leaders will have their medical forms completed before coming to camp.
- Complete special dietary request for all Scouts requiring special meals (see page 11).
- Follow up on any Scout not registered to attend camp. Those who missed the early bird discount will need to pay the full price.

Two Weeks Before Camp

- Collect all medical forms (Please keep a copy for the Troop records). The medical forms that are turned in at camp will remain at camp after you depart (see page 16).
- Check up on each Scout's pre-camp advancement work.
- Submit a unit membership roster to the council office for Adult Leader validation. **All adult volunteers attending camp must be registered adult members of the BSA.**
- Finalize advancement selection
- Hold an inspection of personal packs and equipment. Also prepare unit equipment for camp (see page 9).
- Complete the final check on transportation to ensure everyone has a ride to and from camp.
- Invite Parents for the Friday Night Chicken Dinner which will be served at 6:00 p.m. (see page 20).



WHAT TO BRING

What Campers Should Bring

Sneakers/Hiking Shoes
T-Shirts
Underwear & Socks
Jeans & Shorts
Long-Sleeve Shirts
Pajamas
Sweatshirt or Jacket
Official Scout Uniform
Scout Handbook
Swimsuit
Rain Gear
Towel

Personal Hygiene Items
Small Pillow
Extra Blanket
Backpack
Watch
First Aid Kit
Pocket Knife
Hat & Sunglasses
Sunscreen
Insect Repellent (non-aerosol)
Flashlight
Fishing Gear

Camera/Film
Compass
Sleeping Bag
Foam Pad or Cot
Notebook and Pencils/Pens
Merit Badge Pamphlets
Mess Kit
OA Sash (if a member of OA)
Spending Money (Suggested \$40)

Materials We Provide In Your Campsite

All sites are equipped with running water, a latrine, and 4-person tent cabins with wooden floors, screens, canvas, ridged roofs, and cots with firm mattresses. You may erect your own tents if desired. Sites also have the following: dining pavilion, fire ring, picnic tables, broom, shovel, rake, and garbage cans with lids.

What Your Unit Should Bring

US, Troop, Patrol flags
First Aid Kit
Lanterns
Wood Tools

Compasses
Troop/Patrol Cook Kits
Dutch Ovens
Other Cooking Items

Merit Badge Pamphlets (current)
Propane Stoves
Cards and/or Board Games

Troop Tents

Troops with Scouts planning to participate in Phillips Explorers (Outposts), First Year Camper, Wilderness Survival, or Camping are highly encouraged to bring troop tents for this purpose if feasible. Tents are available for use if bringing them is not possible for the troop.

What Not To Bring

Shooting Equipment
Fireworks
Alcohol
Cell Phones
CD or MP3 Players

Other Valuables
Inappropriate T-Shirts
Tobacco Products
Drugs of Any Kind
Excessive Jewelry

Aerosol Cans
Laser pointers
Firewood
Excessively Large Knives



PRE-ORDER T-SHIRTS

You will soon be able to pre-order custom t-shirts through the online registration system for everyone in your unit to wear at camp. Shirt cost will be posted at a later date . Imagine your entire unit wearing a Camp Phillips t-shirt! Group t-shirts help the scouts look sharp and build group spirit. The t-shirts will be available when you arrive at camp. Make sure your Troop camp contact checks their email for more information.

UNIT PHOTOS

A staff member will be available by appointment to take troop photos using your camera or cell phone. A social media booth will be set up at camp to encourage scouts, leaders and families to share their camp experiences while they are here!



FOOD SERVICE

One of the outstanding features of camp is the food! Most meals are cooked by professional food service staff. Tables in the dining hall are assigned to each unit during the check-in process on Sunday afternoon.



WE WILL ACCOMMODATE ALL FOOD ALLERGIES. See Dietary Needs for more details below.

We would like all Scouts and Scouters to be **in uniform** for all evening meals. Scouts should observe proper etiquette during meals and remain seated until dismissed.

We follow all USDA Guidelines.

A **TENTATIVE** menu will be provided prior to camp.

Menu is subject to change.

Campsite Meals

On Wednesday, meals are prepared and eaten in your campsite. Food will be delivered to your campsite prior to each meal, and excess food and garbage will be picked up after each meal. Troops should provide their own cooking equipment including cook kits, utensils, Dutch Ovens, and stoves.

NOTE: You may cook in your campsite at times other than your assigned cookout day. If you wish to prepare snacks or food not on the cookout menu, your unit must provide the ingredients and equipment to prepare those items.

“Troops should provide their own cooking equipment including cook kits, utensils, Dutch Ovens, and stoves.”

Dietary Needs

You must include dietary restrictions for attendees **30 days prior to arrival** using the online registration system.

You may also make a written request via mail to:

Reservation Food Service Director

L.E. Phillips Scout Reservation

2900C 16th Street

Rice Lake, WI 54868



REGISTRATION

How to Register Campers:

- Reserve your campsite by completing the **2020 Site Reservation Form** and submitting a \$110 deposit that will be applied toward your camp fees. You can also register entirely online.
- **Full fees are due by April 1st, or preceding business day**, to receive the \$10.00 Early Bird Discount. You must also pay March 1 deposit in order to receive Early Bird Discount.
- All fees must be paid in full by June 1st. Or Late Fees will be incurred
- Register adults ASAP. Every registered adult will receive emails.

Attending Camp Phillips with another Unit:

- If a Scout is unable to attend with your unit, don't let them miss the summer camp experience.
- Contact Terri Jay (1-800-726-8802) to connect your scout to a another unit



Registration Timeline:

* If date falls on a Saturday or Sunday, the due date will change to the closest preceding business day.

Summer 2020- June 1, 2021:

Reserve space for 2021, \$110 per unit.

February 15 - March 1, 2020:

Register campers with a \$50 non-refundable deposit.

March 1, 2020:

Advancement pre-registrations opens.
A \$50 deposit must be paid in order to register for advancement.

April 1, 2020

Final Payment due to receive Early Bird Discount.

June 1, 2020:

Final Payment due.

Advancement Registration:

- Registering youth for advancement can be performed by doing online merit badge registration.
- Instructions for online merit badge sign up will be sent to you before sign up begins.
- When you arrive at camp you will get a print-out of all your Scouts and what merit badges/activities they are registered for. You will have the afternoon to look it over and any changes will be made on Sunday night.

2021 Campsite Reservation:

- Before leaving camp a unit may reserve their campsite and session for Summer 2021. This can be done by completing the **Site Reservation Form** at camp and submitting a deposit. You will also be given online access to select campsites.



PAYMENTS AND FEES

Early Bird Youth Pricing!

Chippewa Valley Council \$265

Non-Chippewa Valley Council \$270

- An Early Bird pricing is available on all youth fees paid in full by **April 1st**.
- **You must pay the \$50 March 1 deposit in order to qualify for the early bird discount.**
- **Cross-over scouts receive Early Bird Pricing regardless of date registered.**



Regular Pricing

April 2– May 31

Chippewa Valley Council \$275

Non-Chippewa Valley Council \$280

Second Week Provisional Scout \$175

Adults \$160

Late Registration Fees:

All youth registered after June 1st

Chippewa Valley Council \$280

Non-Chippewa Valley Council \$285

Scout/Leader Deposits:

- The first \$50 (due March 1st) for each Scout is their deposit and is non-refundable. This amount is transferable to another Scout/Leader in the same unit as a new reservation.
- A \$50 non-refundable deposit is due by April 1st for each adult. See daily fees below for those spending less than a week.
- Remaining Fees are due by April 1st to receive the Early Bird Discount. Full regular payment due by June 1st.

Daily Fees:

- The daily rate for youth is \$55 per day and adults are \$32 per day. Adults should plan on paying at camp unless they are splitting the week with another leader.

How to Pay:

- Send all payments to the Chippewa Valley Council Service Center, 710 S. Hastings Way, Eau Claire, WI 54701. Checks can be made payable to the Chippewa Valley Council. We do not accept credit cards as a form of payment for camper fees.

Camperships:

- The Chippewa Valley Council's annual Friends of Scouting campaign helps fund a campership program to assist any Scout or Leader in the Chippewa Valley Council who has financial need.
- Have each individual who is requesting assistance complete the **Campership Form** and submit the form by **April 1st**. Applications must be approved by the unit leader. This form is available on the camp website: www.campphillips.org.

Refunds:

- Camp fees are non-refundable as we encourage units to transfer fees to another Scout from the unit who is attending camp. However, the Chippewa Valley Council Camping Committee will deal with each situation on a case-by-case basis. All refunds are calculated after the \$50 non-refundable deposit. Please complete the **Camp Refund Form** and submit by **September 1st**. Please submit this form directly to the Scout Service Center.

* If a date falls on a Saturday or Sunday, the due date will change to the closest preceding business day



CAMPSITE POLICIES

2021 Campsite Reservation Policy:

Campsite reservations for next summer may be made during your stay. You must pay the non-refundable site deposit fee (see below) by cash or check before you leave. If the fee is not paid upon your departure, that site is open for any unit to make a reservation for the coming year. You cannot make reservations for a session later than yours for the upcoming year unless the site is open this year. Any reservation for an available site prior to the session you are attending may be made during the week you are at camp. We also ask each unit to provide your first and second choice of campsites that you would like to reserve for the next year. First-year units may reserve any available sites/sessions, following the above guidelines. All reservation fees/deposits are non-refundable.

Campsite Reservation Deposit:

Troops may reserve a campsite by paying a site deposit of \$110.00. This deposit is used toward the Troop's total camp fee. The site reservation fee is non-refundable. Be sure to follow the payment plan.

NOTE:

- No campsite will be held if deposit fees are not paid by **April 1st**
- If your paid members do not exceed 75% of the campsite's capacity, another troop may be allowed to share the site OR a troop may be moved to another site in order to accommodate all troops attending camp that week.
- Troops whose attendance exceeds the campsite capacity **WILL NEED TO PROVIDE THEIR OWN TENTAGE.**
- Campers and trailers/vehicles with sleeping quarters are **NOT** allowed in campsites.

Cost of Campsite Damage:

As part of the check-in procedures, an adult leader and the campsite host will check the condition of all equipment and shelters including screening, canvas, mattresses, etc. A Check-in Log must be signed to verify the existing condition of the campsite. The adult and host will also repeat the procedure as the unit checks out following their week at camp. Damage to property will be assessed according to the value of the item, the severity of the damage, and the cost to repair or replace it.



HEALTH AND SAFETY

A message from the L.E. Phillips Scout Reservation Health and Safety Committee:

On behalf of the Health and Safety Committee, our goal is to assure every person has a positive and safe experience while at our facility. To assure that this occurs, L.E. Phillips Scout Reservation has implemented the following procedures.



Medication Administration

Scoutmasters, Assistant Scoutmasters, or a parent/guardian of a Scout may distribute medication at the campsite. This is beneficial for the following reasons:

- The individual leader administering the medication has prior knowledge of the Scout's needs and is generally familiar with the parents' or guardians' wishes and instructions. The unit leader knows how to contact the parent or guardian should concerns or special instructions be required.
- The Scout Leader is generally the individual assuring that the Scout follows up on taking their required medication during weekend campouts prior to coming to the weeklong residential camp.
- Providing medication administration at the camp site reduces the confusion of scheduling and aids in the process of making sure all medication has been administered according to physician and parental instruction. It also allows for the Scout to not feel singled out as much as having to travel daily to the Reservation Health Office does.
- Prescribed medication required to be kept in a temperature controlled environment may be retained at the Reservation Health Office as long as it is in the original prescribed container, and is correctly labeled with the Scout's name, date of prescription, doctor's name and contact information, and proper dosage. Arrangements may be made with the Reservation Health Officer to assure scheduling and administration of such medication.
- The Health Officer may meet with a unit leader upon request and discuss medication administration on a limited individual basis should the leader have questions or concerns about the administration of medications.



TICK TALK

A concern at Camp Phillips is deer ticks and the illness that can go along with it—Lyme's Disease. It is true that if you are going to play in the woods you may pick up an unwanted hitch-hiker. Bug spray can be helpful in repelling ticks, but there are other easy ways to prevent this disease.

- Check yourself daily for ticks. Give yourself a once-over each night before going to bed.
- Have a tick check buddy to check your back for ticks.
- Scouts are encouraged to **TAKE DAILY SHOWERS!** Besides making your camp experience better for you and your tent mates, showering is the easiest way to check for ticks.



MEDICAL POLICIES

Medical Policies:

- Every participant must provide a copy of their BSA Annual Health and Medical Form. **This form will be kept on file after they leave; this is to comply with Wisconsin State law for Summer Camps.** Participants should keep their **original** medical form at home for their records and bring a **copy** to camp.
- State law requires all medication to be in the original labeled prescription container.
- Medication can be secured in the campsite in a Troop-provided lockbox or lockboxes can be provided upon request at the Medical Lodge.
- Bee sting medication, inhalers, an insulin syringe, or other medications or devices used in the event of life-threatening situations may be carried by a Scout but should be brought to medical checks. All unusual or special needs should be noted on the Health Exam Form. The Health Lodge at L.E. Phillips Scout Reservation has a qualified Health Officer on call 24 hours a day.
- The above requirements **are those of the State of Wisconsin and the Boy Scouts of America.**

Health & Medical Record Form:

Parts **A, B & C** are to be completed annually and signed by a licensed physician. Scouts staying less than 72 consecutive hours can omit part C.. **You can mail your medical forms to our council service center for preapproval. Email terri.jay@scouting.org for more information.**

Insurance

Minor injuries are handled by the Health Officer. If the injury is serious, the Scout will be taken to the local hospital in Rice Lake. An adult from the unit should accompany the Scout going to the hospital. The second leader and a staff member will stay with the unit. Parents will be notified prior to the transfer. The Scout's parents and/or the troop are financially responsible for accident and health insurance.

Inherent Dangers

Everyone should be prepared for potential problems that are out of the control of the camp. There are a lot of natural hazards such as rocks, roots, and branches that may cause injury if not cautious. Scouts can avoid visits from animals by not allowing any food, drinks, or scented items in or near their tents. To avoid lost or stolen items, leave your valuables at home or have them stored securely in vehicles.


CPAP Machines

Option 1: Places to charge batteries during the day - If your CPAP is equipped to run off battery power, we have a few buildings that you can plug in a charger and charge batteries. These include the following locations: Admin, Handicraft, Dining Hall, Dining Hall Pavilion, Leader's Bathroom at Round Lake, and the Trading Post.

Option 2: Pitch a personal tent - You may also bring a personal tent and camp in two locations that are easily accessible to power. These locations are outside the Handicraft Building on International Point near the lake and just inside the woods near the Dining Hall Pavilion. Both of these locations would require an extension cord to get power to your tent.

Option 3: Campsites near power - If your troop is staying in either Lone Pine, Thunderbird, or Beaver Point, power can be run via the use of an extension cord to these campsites from a nearby outlet. Distances are available upon request

Option 4: Stay at winter camp (if available) - Our winter camp facilities offer power but are located a mile from main camp. They would require you to drive a personal vehicle to and from the location. These locations may not be available at all times.



CAMP RULES

The principles of the Scout Oath and Law as well as the Policies and Procedures of the Boy Scouts of America are the foundation of the Chippewa Valley Council Camp Program including:

1. Firearm Restriction: Under no circumstances should ammunition be brought to camp. Scouts may bring a bow and/or a .22 cal. rifle that can be loaded singularly (semi-automatic rifles are NOT permitted) to camp ONLY for use in merit badge work. Upon arrival at camp, personal bows and rifles must be checked in at the Administration Building. At no time will personal bows and rifles be allowed at campsites. All rifles must have a minimum 3 lb. trigger pull.
2. Alcoholic beverages and illegal drugs are not permitted anywhere at L.E. Phillips Scout Reservation, including Scouter's Point. Possession or use of any of these substances on camp property will be cause for removal from camp.
3. Smoking and other tobacco (including E-cigarettes) use is not allowed anywhere on the L.E. Phillips Scout Reservation.
4. Any flammable fuels, including propane and other liquid fuels, must be stored under lock and key and used only under strict supervision of leaders.
5. Fireworks, skateboards, in-line skates, **bicycles** and stereos **are not permitted**.
6. Safety Afloat guidelines must be followed while boating. This includes wearing life jackets and the presence of an adult with Safety Afloat training maintaining visual contact with the boaters. Safety Afloat training will be offered to adult leaders on Monday morning.
7. **The speed limit at camp is 15 mph at all times.**
8. Only official camp vehicles are allowed on roads beyond the central camp parking lot. No personal vehicles are allowed to stay in campsites. Troop trailers are fine. Those who need to use a vehicle for medical reasons must obtain a vehicle permit from the Medical Officer.
9. Scout leaders, Scouts, and visitors who are arriving or departing camp must check in or out at the office in the Administration Building.
10. Scouts choosing to leave camp early must check out at the camp office. Before the Scout is allowed to leave, a release form must be filled out and signed by the unit leader and the person picking up the Scout.
11. Shoes or secured sandals must be worn at all times, except on the beach, in the shower, and in personal housing.
12. The buddy system is strongly recommended.
13. Each troop shall make a visual check for attendance at all meals, flag ceremonies, and other group events.
14. Families are solely responsible for the health and safety of themselves as well as their children.
15. Scouts and Scouters should leave valuables at home. Spending money, watches, etc. should not be left anywhere unattended. Scoutmasters should bring a lockable container to store and protect valuables.
16. Per Wisconsin State Law, no outside firewood is permitted at Camp Phillips. There will be firewood for sale at camp.
17. Scouts should be mindful of their technology use while at camp. It is important to disconnect and be focused on the fun you are having.



OTHER POLICIES

Unit Leadership and Supervision:

Every troop at camp must be under the supervision of two adult leaders from their unit. Adult leaders may be male or female and need to be in camp at all times to assume responsibility and guidance of the Scouts in their unit. One leader must be at least 21 years of age and be a trained, registered Scouter. The second adult must be at least 18 years old and be a registered Scouter who possesses leadership skills. (A co-educational Post or Crew must have at least one female leader.) Scouts benefit most when their adult leaders can stay the entire week. Rosters should indicate the gender of all adult leaders to arrange proper sleeping accommodations.



Units with more than 15 Scouts attending camp are encouraged to provide one additional adult leader for each 10 Scouts over the first 15. The more trained adult leaders with a unit, the better the experience will be for the Scouts. If a unit does not have two adults to spend the night, an adult staff member will be assigned to that unit for the night. A fee of \$50.00 per staff member per night will be charged.

Swim Check Policy:

It is our belief that lake swimming is a very unique situation for swimmers. Our water can be cold and very dark. This is a big difference from swimming in a heated pool. Many factors also affect how well a person is capable of swimming on any given day. Because of this, all swimmers who wish to swim at camp will be required to swim check at camp. Any leader wishing to swim or take out a boat during the week must also take a swim check at camp. We know it takes a few extra minutes out of your Sunday, but it is vital that Leaders, Scouts, and staff are all confident with swimming abilities during the camp week.

Uniform:

At L.E. Phillips Scout Reservation, the official Scout uniform is appropriate but not required dress at any time during the week. However, we would like all Scouts and Scouters to be **in Field uniform** for all evening meals and flag retreats, and encourage that they be worn to chapel services. Full uniform is defined as a Scout shirt, Scout shorts or pants, Scout socks, and if a hat is worn, it must be a Scout hat.

Bicycles:

Personal bicycles are only allowed for members of the camp staff to use during summer camp. Summer camp participants, youth, and adults are not allowed to bring personal bicycles. Youth and adult attendees are allowed to use camp bicycles during our bicycle-based programs.

Recycling:

It is the unit's responsibility to bring any recycling to our recycling bin behind the dining hall. To lessen our impact on the environment, we encourage to avoid bringing Styrofoam and disposable silverware.



CHECK IN

Day of Arrival at Camp (Sunday)

- Check-in on Sunday from 1:00 p.m. to 3:00 p.m. at the Dining Hall. (Please resist the urge to arrive early!)
- Vehicles should be parked in the central parking lot near the Dining Hall. A troop trailer will be allowed in the campsite for the week but all other vehicles must park in the lot.
- A staff member will be assigned as your campsite host. Your host will guide your unit through medical re-check, a dining hall presentation, campsite check-in, Shooting Sports orientation, and swim checks (see below). As part of the campsite check-in, an adult leader and the campsite host will inspect the condition of all equipment and cabins including screening, canvas, mattresses, etc. A Check-in Log must be signed to verify the existing condition of the campsite. Once your unit has completed all of the check-in activities, you are free to unpack and start the improvements which will make your campsite your unique home for the week.
- Bring **ALL** original Health Forms to camp and copies of those forms. We keep the copies, you keep the originals. If your Scout has allergies, please be sure to include an **Allergy Fact Sheet**. (www.campphillips.org)
- Bring a copy of your final roster to turn in to the office at check-in.
- Bring separate checks to cover campsite reservation fee for next year of \$110.00, and other expenses the troop may incur.



A note on swim checks:

Every Scout and Leader who plans to take part in aquatic activities, including the use of the boats in the campsite, must take and pass a swim test to determine their ability level. These are to be completed at camp under the supervision of the aquatics staff, as swimming conditions at camp are often different than in a pool.

Early/Late Arrivals - Accommodations can be made for early or late arrivals. If arrival is desired for Monday morning, swim checks will need to be on Monday morning prior to Merit Badge programming. Please contact Terri Jay at terri.jay@scouting.org if you plan to arrive early or late.

Sunday Evening Schedule

- 5:30 p.m. Leader's Meeting - Amphitheater (One Leader)
- 6:05 p.m. Flag retreat at the flagpole - Host and waiter to the dining hall
- 6:15 p.m. Supper
- 7:00 p.m. Merit Badge Fair for those who need to make changes or additions. Staff will be available for program planning.
- 8:30 p.m. Camp-wide opening camp show

Following the camp show is Taps. Leaders should ensure that all Scouts are in their campsite for the remainder of the night.



CHECK OUT

Before inspecting the screens, mattresses, canvas, and overall condition of your campsite with the campsite host or commissioner, the Troop must:

1. Return CLEAN Dutch ovens and other borrowed equipment to the quartermaster by noon on Friday.
2. Remove boats from the water, clean, and turn over. Place life jackets and oars in Leader's cabin.
3. Sweep floors and walls in all tent cabins, the wash stand, pavilion, and latrine.
4. Scrub and clean urinal, toilet seats, and wash basin.
5. Wash and rinse picnic tables.
6. Store broom, shovel, and rake on the back of the bulletin board.
7. Pick up all litter along the road as you walk away from your campsite.
8. Return all evaluation forms to the camp office.
9. If you checked out a medication lockbox, please return it to the Medical Lodge.
10. Reserve a campsite for next year and pay the deposit at the camp office!

After checking the condition of the campsite with the campsite host or commissioner:

1. Camp Packets with blue cards and paperwork will be handed out at the office at 7:00 p.m. on Friday night (directly before the awards)
2. Check out of camp by 9:00 a.m. Saturday. (The camp office will be open from 7am-9am Saturday morning if you have any final paperwork or questions.)

VISITOR INFORMATION

Visitors are welcome in but must check-in at the Camp Administration Office immediately upon arrival. Camp facilities are primarily for the use of the campers and leaders.

Meal tickets may be purchased at the Camp Office: Breakfast - \$5.00; Lunch - \$6.00; Dinner - \$8.00

Visitors' Night:

On Friday, parents and friends are encouraged to join the Scouts for the events culminating their week at L.E. Phillips Scout Reservation including awards, chapel, and the Order of the Arrow Ceremony.

Visitors may join the camp-wide outdoor meal by mailing \$8.00 per meal to: **Camp Administration, L.E. Phillips Scout Reservation, 2900C 16th Street, Rice Lake, WI 54868. Payment is due by Tuesday morning (walk-in price is \$10.00 per meal).** Picnic tables are available for those who wish to bring their own food. Visitors must follow all camp rules, including those regarding alcohol, tobacco, and pets. The only pets allowed in camp are service animals.

The parking lot near the dining hall is provided for all vehicles. **ONLY CAMP VEHICLES ARE PERMITTED BEYOND THE PARKING LOT.** Individuals with handicap accessibility concerns may make arrangements with the Administration Office.

Friday Evening Schedule

5:45 p.m.	Camp-wide Flag Ceremony
6:00 p.m.	Dinner
6:30 - 8:00 p.m.	Trading Post Open
7:30 p.m.	Evening Program
	Awards - Amphitheater
	Chapel Service - Chapel
	Order of the Arrow Ceremony - OA Bowl



FAMILY CAMPING

Family Camp at Scouter's Point

Families may wish to camp at Scouter's Point (a camping area near the Winter Lodges) while their Scout is in camp. Camping trailers and tents are allowed at sites assigned by the Camp Ranger. Electricity is available along with a shower and restrooms in Baden Powell Lodge.

The fee is \$50.00 per week or \$15.00 per day. The rental period begins at 12:00 noon on Sunday and ends by 9:00 a.m. the following Saturday. Reservations should be made with the Camp Director. Special arrangements may be made for a longer stay if desired.

Family campers at Scouter's Point are expected to confine their activities to that area. Families not wishing to cook may purchase meal tickets in advance from the Administration Building and eat in the Camp Dining Hall. See prices on the previous page. Occasional visits to the main part of camp are welcome, but only during reasonable hours.

Leaders attending camp with their unit may sleep in campers and trailers that are parked at Scouter's Point as long as there are two leaders staying in the campsite at all times. Sites at Scouter's Point are assigned by the Camp Ranger.



DAILY PROGRAM SCHEDULE

7:50 a.m.	Morning Flag Ceremony (Parade Grounds)
8:00 a.m.	Breakfast (Dining Hall)
9:00 a.m.-Noon	Merit Badge Sessions
12:15 p.m.	Lunch (Dining Hall)
1:00 p.m.	SPL Meeting (Dining Hall Pavilion/Amphitheater)
1:30-3:00 p.m.	Open Programming (Various Areas)
3:00-5:00 p.m.	Merit Badge Sessions
6:05 p.m.	Evening Flag (Parade Grounds)
6:15 p.m.	Dinner (Dining Hall)
7:30-8:30 p.m.	Open Programming (Various Areas)
10:00 p.m.	Taps (Lights Out)



EVENING PROGRAMMING

Sunday

- 3:00-5:00 p.m. Troop Photos available in Dining Hall parking lot
 - 5:30 p.m. Leader's Meeting (Amphitheater)
 - 6:05 p.m. Flag retreat at the flagpole. Host and waiter to the Dining Hall.
 - 6:15 p.m. Supper
 - 7:00 p.m. Merit Badge Fair for those who need to make changes or additions. Staff will be available for program planning.
 - 8:30 p.m. Camp wide opening camp show.
- Following the camp show is Taps. Leaders should ensure that all Scouts are in their campsite for the remainder of the night.

Monday

- 7:30-8:30 p.m. Open programming opportunities for both leaders and adults. A mix of areas and activities will be open and running, ensuring Scouts have something to do!
- 9:00 p.m. Order of the Arrow Ice Cream Social, where anyone in the OA can come up to the Dining Hall and enjoy ice cream and fellowship with other Arrowmen who are at camp.

Tuesday

- 7:30 p.m. Overnight adventures for the Scouts. From our Phillips Explorers Program, to our FYC and Outdoor Skills areas hosting overnights, there are plenty of things to do that evening for Scouts.



TUESDAY – PHILLIPS EXPLORERS



Phillips Explorers is a favorite program of many at Camp Phillips. Scouts will be challenged and led to “discover” their campsite by utilizing different means of outdoor travel. Most sites will be centered around Explorer Base, a large open peninsula on the shores of Bear Lake. Scouts leave shortly after supper and return to camp before breakfast Wednesday morning.

The Explorer Base area will provide ample opportunities for games, a campfire, and other programs provided by staff. Scouts should bring a sleeping bag, bug spray, and a water bottle, and are encouraged to bring their own personal/troop tents if possible.

****Registration for this program occurs after you arrive at camp at the Trading Post****

Phillips Explorer adventures may be subject to change.



EVENING PROGRAMMING

Wednesday

- 9:00 p.m. – We offer an OA Brotherhood ceremony for anyone in the Otyokwa Lodge on Wednesday nights. We will have more specifics on times to meet and learn the appropriate information during the camp week, so stay tuned!

Thursday

- 7:15-8:30 p.m. – Camp-wide games happen Thursday night and it's one of the highlights of the week. From soccer, to ultimate Frisbee, to games designed by some of the Scouts in Game Design merit badge, this is one of the most active nights of camp. Bring your tennis shoes and get ready to play!
- 8:45 p.m. – The SPL Campfire takes place in the Amphitheater. Troops can volunteer to put on skits for the whole camp and a great time is had by all!

Friday

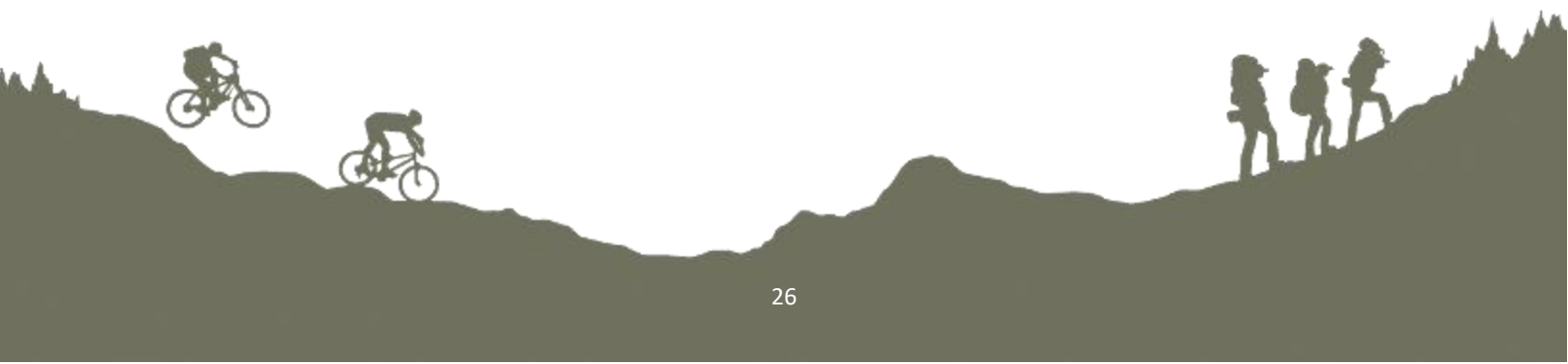
- 7:00 p.m. – Blue card and paperwork packet pickup in Administration Building.
- 7:30 p.m. – We offer an Awards Show on Friday night to recognize the accomplishments, special opportunities, and achievements of Scouts throughout the week. We also take time to recognize each troop that came up and spent the week here at Camp Phillips.
- 8:00 p.m. – A Scout is reverent. At 8:00 p.m. we take the time to recognize our duty to God by holding a chapel service in our beautiful chapel overlooking Mitchell Lake. Spend some time reflecting on the beauty around us here at Camp Phillips.
- 8:30 p.m. – Our Order of the Arrow ceremony is top notch and begins with a torch-lit paddle across Mitchell Lake. From there we proceed to the Call-Out Bowl to witness those individuals who are being called out for the Order of the Arrow.





AFTERNOON OPEN PROGRAM

From 1:30-3:00 p.m. Monday thru Friday we have open programming. During this time, most program areas will be open for either open participation, such as open swim at Round Lake and open shoot at the rifle or archery range, or structured activities such as an Edible Glacier and the Poker Shoot. Scouts are free to choose their own activities and can come and go throughout this time. This allows the Scouts to be able to participate in as many things as they would like.



FIRST YEAR CAMPER

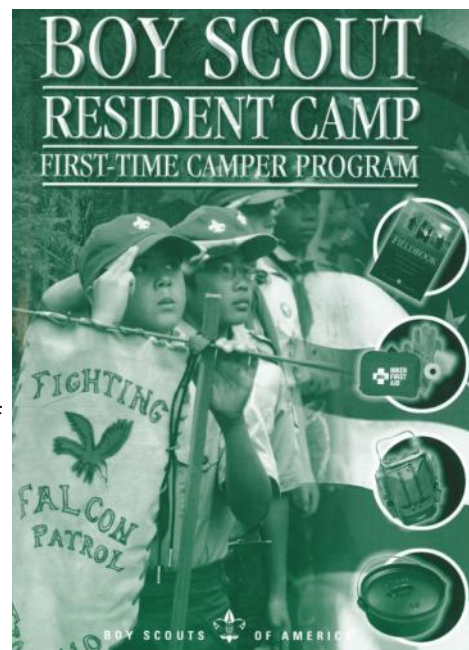
The First Year Camper (FYC) program provides many opportunities for Scouts to learn new skills and take part in terrific adventures. This program will develop areas of outdoor skills, Scout skills, and citizenship. The First Year Camper (FYC) program focuses on helping young Scouts advance through the ranks of Scout, Tenderfoot, Second Class, and/or First Class. From 9:00-10:00 a.m.

requirements for Scout & Tenderfoot will be worked on. Then, Scouts will have the choice of two separate sessions for Second and First Class. Sessions from 10:00-12:00 and 3:00-5:00 will be offered. These sessions will be offering the same programming, thus Scouts should only enroll in 1 of these two sessions in online registration (options will be part of merit badge sign up online). That leaves Scouts with a two hour block to take merit badge programming, either 10:00-12:00 or 3:00-5:00.

The FYC program will work with Scoutmasters from units to ensure the Scouts have mastered the skills that they have learned. While our staff will do our best to ensure all Scouts participating have demonstrated thorough understanding of the skills gained, the signature required in each Scout's handbook will still be required to be signed by the Scoutmaster. There will be a time offered during the week for Scoutmasters to visit with the staff with any concerns they may have regarding fulfilled requirements.

The FYC program will focus not only on teaching a participant the Scout skills needed to master the requirements of the Rank they are working towards, but will also focus on the skills a Scout needs to be an active member of their troop. The FYC program will focus on the 8 Methods of Scouting:

- Patrols—Youth will be split up into patrols at the beginning of the week and throughout that week participants will work together as a Patrol. Youth will understand how to function as a Patrol.
- Ideals—Throughout the week the youth will reinforce the ideals of Scouting, which are spelled out in the Scout Oath, Law, motto, and slogan.
- Outdoor Program—The FYC program will occur at multiple areas throughout camp. Scouts will get a taste of what each of the program areas at camp are as well as what activities their Troop and Patrol can do on a monthly basis.
- Advancement—Youth will begin to master the skills laid out in the ranks of Tenderfoot through First Class. Every FYC participant will have the opportunity to earn at least one Merit Badge during the FYC program.
- Association with Adults—Participants will begin to really build a relationship with a Scoutmaster from their Troop as they work from 1:30-3:00 p.m. everyday to master their Scout skills and receive advancement credit.
- Personal Growth—Scouts will be pushed outside of their comfort zone.
- Leadership Development—When the youth break up into patrols they will elect a patrol leader, just like they do in their home troop. The patrol will rotate throughout the week so that every youth has the opportunity to get a taste of what it means to be a patrol leader.
- Uniform—Scouts will learn how to properly uniform themselves as well as when the activity and field uniform is most appropriate.



AQUATICS

The waterfront at Camp Phillips consists of three areas: Bear Lake, Round Lake Waterfront, and The Marina. Having these three areas makes our aquatics program one of the best around. Merit badges are taught at all three areas. Bear Lake merit badges will meet at the BBQ pit by the Dining Hall. Open swim is available during free time on Wednesday. Open sailing is available at Bear Lake during free time every day; come out and sail a sunfish or our day sailor. Please read the special notes below for more information. You **MUST** pass the **SWIMMER'S** test in order to participate in any merit badge or activity badge offered at the Waterfront. For those individuals who are interested in learning how to swim, instructional swim is offered throughout the week.



Below is an excerpt from the BSA Aquatics Supervision Manual regarding Swim Tests.

A precise statement of the **beginner** test is:

Jump feetfirst into water over the head in depth, level off, and swim 25 feet on the surface. Stop, turn sharply, resume swimming and return to the starting place.

The **swimmer** test demonstrates the minimum level of swimming ability required for safe deepwater swimming. The various components of the test evaluate several distinct, essential skills necessary for safety in the water. A precise statement of the swimmer test is:

Jump feetfirst into water over the head in depth. Level off and swim 75 yards in a strong manner using one or more of the following strokes: side-stroke, breaststroke, trudgen, or crawl; then swim 25 yards using an easy, resting backstroke. The 100 yards must be completed in one swim without stops and must include at least one sharp turn. After completing the swim, rest by floating.

MILE SWIM

If you are interested in doing the mile swim, please notify the Aquatics Director on Sunday. In order to participate in the mile swim you must commit to the following during free time:

Monday – 1/4 mile qualifying swim

Tuesday – 1/2 mile qualifying swim

Wednesday – Rowing Qualifier (The individual who is rowing for you on the day of the mile swim must complete this or you will be unable to participate.)

Thursday – Mile Swim (You must provide a rower and a spotter for the event.)



Stand Up Paddleboarding will be offered as a class. Youth will learn the basics of paddleboarding and earn the BSA Stand Up Paddleboarding Activity Patch.



PHILLIPS EXPERIENCE

This program is for Scouts 13 years and older who are looking to experience a fast-paced program experience for 3 hours every morning or two hours every afternoon.

Some of the activities include:

- Snorkeling
- BMX Biking
- Sailing
- Climbing wall and 500 foot Zip Line
- High C.O.P.E.
- Mountain Biking
- Land Navigation & Geocaching
- Shooting Sports

Think of the Phillips Experience as an opportunity to visit every program area and have fun!



PROGRAM AREAS

Ecology and Conservation

Ecology and Conservation offers a wide variety of conservation-minded merit badges. In addition to merit badges, Ecology and Conservation provides programming such as field trips, conservation projects, nature and interpretive hikes, nature displays, and an interactive nature center.



Handicraft / Civics



Handicraft offers a variety of merit badges to interest the most creative Scouts, with classic merit badges such as Basketry and Woodcarving, to more unique options including Moviemaking and Space Exploration. Stop in for a fun, free-time activity or just to check out all there is to make in Handicraft!

In the Civics program area, Scouts are exposed to the world around them. Some of the merit badges offer include game design, citizenship in the nation/world, and crime prevention. Youth experience information on careers and their nation.

Outdoor Skills

From basic Scout skills to the most advanced, Outdoor Skills is the area to go. Outdoor Skills is the place for learning new skills, to fine tuning the most advanced Scouting abilities. If you have questions about Pioneering, Camping, Wilderness Survival, Fishing, Fly Fishing, First Aid or a variety of other Merit Badges, come down and ask.



PROGRAM AREAS

Shooting Sports

Whether you are a beginner or a sharp shooter, you will have fun while receiving professional training, supervision, and marksmanship development at Shooting Sports. Programs include: Rifle Merit Badge, Shotgun Merit Badge, Archery Merit Badge, and Cowboy Action shooting!

Additional opportunities to spend time at Shooting Sports include: Open Archery, *Open Rifle, *Open Shotgun. ***You must purchase tickets at the trading post in order to participate in Open Rifle and Open Shotgun.**

RANGE IMPROVEMENTS:

Camp Phillips has one of the best shooting ranges at a Boy Scout Camp in the country! We have a 100 yd. range, 2 shotgun ranges, a pistol and rifle range, and a new archery range. Come check out our ranges and enjoy some of the additional opportunities at the range.



C.O.P.E./Climbing

The L.E. Phillips Scout Reservation COPE/Climbing Program gives Scouts the opportunity to push their limits like no other program. Whether you are zipping down the 500-foot zip line or 30 feet off of the ground on the High C.O.P.E Course, Camp Phillips provides a safe program for scouts. C.O.P.E. stands for **Challenging Outdoor Personal Experience**. Youth will learn to push themselves and work with a team to accomplish a task. The skills learned in this program will stay with your youth long after they earn their Eagle. Slots for this program fill up quickly. Sign up soon to reserve your spot for one of the C.O.P.E. and Climbing programs.



ADVANCEMENT PRE-WORK

You will be sent a listing of what requirements are earned and which requirements are not earned at summer camp. Have your Scouts pay attention to the prerequisite requirements as well as the Merit Badges or activities that have an additional cost.

Please work with your Scouts on their merit badge selection. At the end of the day, the Scoutmaster must approve a Scout to begin work on a Merit Badge. The more that Scouts can be set up for a successful summer camp experience, the better.

Prerequisites

Your scouts must provide proof of completing requirements to be signed off on requirements that are not offered at camp.

Acceptable forms of proof:

- A blue card with requirements initialed by a merit badge counselor
- Proof of completion of requirements such as photos, documentation.

Scouts should be prepared to explain how they completed each requirement to camp staff.



SCOUT PERSONAL PLANNING GUIDE

Scouts, use this sheet to help plan your activities at camp. Show it to your Scoutmaster to pre-register for merit badges, and then keep it for your records and bring it to camp so you remember what you want to do during your week!

Time	9:00-10:00	10:00-11:00	11:00-12:00	3:00-4:00	4:00-5:00
1 st choice					
2 nd choice					
Phillips Explorers Selection					

Note that some merit badge sessions are 1 ½ hours long and some last all day; check the length of your sessions.

Fees

Open shotgun - \$.25 per shot

Open Rifle— 5 shots per \$.25

Camper Equipment List

Complete Scout Uniform - Shirt, shorts, socks, belt and neckerchief

Mess kit or plate, cup, and silverware—a must for your day of campsite cooking

Scout Handbook	Extra shirts, shorts, and long pants	OA sash (if a member of Order of the Arrow)
Notebook and pencils	Six pairs of underwear	
Merit Badge pamphlets (current)	Six pairs of socks	Backpack, gym bag, or suitcase
Compass	Handkerchiefs	Laundry bag
Canteen	Pajamas	Watch
Flashlight with extra batteries	Sweatshirt	Camera (disposable ones work well)
Insect repellent (no aerosol)	Heavy jacket	Fishing gear
Sleeping bag	Toilet kit (soap, deodorant,	Postcards with stamps
Small pillow	toothpaste, toothbrush, comb,	Spending money for the Trading Post
Sturdy raincoat, rain suit, or poncho	drinking cup, etc.)	
Hiking shoes and tennis shoes		

ORDER OF THE ARROW

The Order of the Arrow (OA) is the national honor society of the Boy Scouts of America. The Otyokwa Lodge #337 serves the Chippewa Valley Council and provides Scouts and Scouters opportunities ***"To Provide a meaningful and rewarding Scouting experience to the youth of the Chippewa Valley, thereby, developing future leaders and promoting good citizenship."***



Throughout the week, the Otyokwa Lodge and Camp Phillips staff will support an awesome program. On **Monday**, OA day, members are encouraged to wear any OA related apparel during the day and sashes to flag. In the evening on **Monday** join us for our informal ice cream social following supper. All OA members are welcome to attend. **Wednesdays**, Otyokwa Lodge Ordeal members are encouraged to seal their membership in the order by partaking in the Brotherhood Ceremony. Any OA member Brotherhood or higher may watch the ceremony, but only Otyokwa Lodge Ordeals can participate in the ceremony. **During the Week** check in with the OA Coordinator to confirm names and elections of Ordeal candidates to be called out on **Friday** evening. **Out-of-Council** troops must have permission in writing to call out candidates. Letters should be signed by the Lodge Chief and Staff Advisor (or designee) from their Council's Lodge and brought with Scoutmasters to camp.

Troops in the Chippewa Valley Council with qualified youth are urged to conduct an election to select candidates early in the week. Youth are eligible to become members if they are at least the rank of First Class and have 15 nights camping. (The week of camp counts for 5 nights.) Scheduling of elections may be done anytime, but it is preferred to be scheduled for **early in the week**.

Being active in the Otyokwa Lodge is an excellent way to gain new leadership skills and opportunities. Encourage your OA members to fulfill their obligation by serving actively in this brotherhood of cheerful service.

We are excited to be the host of Section C1B Conclave in 2019. September 13-15, right here at L.E. Phillips Scout Reservation

See you at camp,
The Otyokwa Lodge, 337

Lodge Chief—Brian Salinas

Lodge Advisor—Brad Gary

Lodge Staff Advisor—Eric Muench



CAMP PHILLIPS BADEN POWELL AWARD

Camp Phillips Baden Powell Award

Purpose

The Baden Powell Award was developed to help foster troop growth and development in the aims and methods of the Scouting program. The new Baden Powell requirements focus on service to Camp Phillips and will help grow your troop's bond. Through participation in the program, troops will be exposed to the values and desired outcomes on which all modern Scouting is based.

Scouts will:

- Develop an understanding of the patrol method
- Provide service to Camp Phillips
- Gain Scout and camping skills
- Develop troop identity through uniform enhancement

An SPL or troop representative must carry this sheet with them at all times so a staff member can sign off your completed requirements.



To earn the Baden Powell Award, Troops will:

____ Build a gateway for your campsite (must be taken down when you leave)

Gateway will be reviewed by staff Wednesday Morning

____ Make, carry, and fly your troop flag at your campsites and take to all flags and meals

____ Invite another troop/campsite to an event held in your campsite

____ Prepare an in-site cooking meal outside of the Wednesday meals

____ Have an SPL elected by the Scouts who will attend ALL SPL meetings

____ As a troop, complete a service project pre-approved by Commissioner. This service requirement may include serving camp through cleaning and maintenance duties, in addition to a conservation project.

____ Troop must volunteer to lead grace before a meal at the Dining Hall.

____ Participate in SPL campfire with a troop or patrol skit

____ All Scouts will wear Scout uniform shirts and troop neckerchiefs (if used) to evening meals

____ Conduct a camp flag ceremony



LEADER'S EXPERIENCE

1. *Enjoy the natural beauty of Camp Phillips*
2. *Leave the troop activities to us!*
3. *Experience camp. There are many activities that leaders can participate in.*
4. *Share your skills, knowledge and passions. We need your help instructing!*
5. *Spend time with your child*
6. *Complete BSA Training*
7. *Be in the company of other troops and other adult leaders.*
8. *Be with your troop during summer camp, which is usually the highlight of the year.*
9. *A week of camping, with many amenities.*
10. *Experience scouting at its best. Flag ceremonies, camp shows, OA Ceremonies and more.*

Youth Protection - Computers will be available for any leader to complete online.

Scoutmaster Specific Training

Session 1 - Getting Started: The Role of the Scoutmaster in a Boy-Led Troop - *Monday, 3:00-4:00 p.m.*

Session 2 - Lighting the Fire: The Outdoor Program and the Advancement Program - *Tuesday, 3:00-4:00 p.m.*

Session 3 - Keeping it Going: Program Planning and Troop Administration - *Thursday, 3:00-4:00 p.m.*

Outdoor Leader Skills Training

This course will be taught from 9:00 a.m.-12:00 p.m. Monday through Friday. This training will give leaders the skills and knowledge they need to provide quality outdoor activities to the youth of their troop. Topics covered include campsite selection, Leave No Trace, cooking, fire building, knot tying, Pioneering, and much more.

After completing the above training a Scoutmaster will be considered trained and be able to purchase and wear the trained patch at the Trading Post. Your training records will be communicated to your home council at the end of the summer.

Supplemental Training

- Safe Swim Defense/Safety Afloat - (Monday, 4:00-5:00 p.m.) - Adult leader training which outlines the basics of safe aquatics programming. Each troop must have at least two leaders trained in Safety Afloat to use the row boats located in their campsite.
- Climb on Safely (Tuesday, 4:00-5:00 p.m.) - Adult leader training which outlines the procedure for organizing BSA climbing/rappelling activities at a natural site or a specifically designed facility such as a climbing wall or tower.
- Trek on Safely (Tuesday, 4:00-5:00 p.m.) - Adult leader training which outlines the procedures for organizing Hiking and Backpacking activities.
- Advancement Training (Thursday, 4:00-5:00 p.m.) - Supplemental leader training on the BSA Advancement program.



LEADER WEEKLY TRAINING SCHEDULE

Sunday:

Same as campers

5:30pm-6pm: Leaders' Meeting - Amphitheater

Monday:

9am-12pm: Outdoor Leader Skills Training

1pm-1:30pm: SPL Meeting

3pm-4pm: Scoutmaster Specific Training

4pm-5pm: Safety Afloat/Safe Swim Defense

7:30pm: Climb on Safely

Tuesday:

9am-12pm: Outdoor Leader Skills Training

1pm-1:30pm: SPL Meeting

3pm-4pm: Scoutmaster Specific Training

4pm-5pm: Trek Safely

7:30pm: Leaders' Shotgun

7:30pm: Leaders' COPE

Wednesday:

9am-12pm: Outdoor Leader Skills Training

1pm-1:30pm: SPL Meeting

1:30pm: Leaders' Steak Feed

3pm-5pm: Leave No Trace Training

Thursday:

9am-12pm: Outdoor Leader Skills Training

1pm-1:30pm: SPL Meeting

3pm-4pm: Scoutmaster Specific Training

4pm-5pm: Advancement Training

7:30pm: Leaders' Time at the Trading Post

Friday:

9am-12pm: Outdoor Leader Skills Training

10am-11am: Leaders' Meeting

3pm-5pm: Checkouts

VOLUNTEER RANGER & COMMISSIONER

Adults are needed for the Volunteer Ranger and Commissioner Staff. Each program provides room and board for a week at camp and in return all that Camp Phillips asks is that you help camp with a couple of projects depending on your role. Depending on availability, volunteers will be housed at the "House with a View" on beautiful Bear Lake.

Volunteer Ranger - Volunteers will work with the Ranger staff on project such as campsite maintenance, new construction, and building maintenance. The task that volunteer Rangers will be working on depends on their skill set, if they are welders they will be welding, etc. Camp Phillips can always use an extra hand to keep our over 100 buildings in working order.

Volunteer Commissioner - The Commissioner's role is to be a friend to every Scout and Scouter that steps foot at Camp Phillips. They will work with the Commissioner staff to provide services to Troops throughout the week as well as other support roles such as campsite inspection, program support, supply organization, and much more.

This program is all about what the volunteers want to do the week they are at camp. For more information or to register, please contact Terri Jay at 715-832-6671 or terri.jay@scouting.org.




CAMP PHILLIPS TRADING POST



The Camp Phillips Trading Post Staff is excited to serve you! Our Trading Post offers convenience items, apparel, souvenirs, and snacks.

Concessions

Our Trading Post serves concessions to help get you through a hot summer day at camp. We proudly serve: Slush Puppies, soda, candy bars, ice cream sandwiches and more



Souvenirs, Apparel & More

Inside the Trading Post you will find a wide variety of apparel and Camp Phillips souvenirs including: hats, t-shirts, sweatshirts, coffee mugs and more. If you happen to forget necessities such as insect repellent, toothpaste, batteries, or flashlights, don't worry, the Trading Post has you covered.

The Trading Post is open every day (Sunday - Friday). We gladly accept cash, checks and credit cards.



FACILITIES

The facilities at Camp Phillips makes camp seem like a resort compared to other camps as we are the “Premier Camp”. Your sleeping quarters are shelters that are 4-person tent cabins with wooden floors, screens, canvas, ridged roofs, and cots with firm mattresses. Each campsite is equipped with the following items:

- Tent cabins with 4 beds
- Hand washing station
- Pavilion with picnic tables
- Water spigot
- Latrine
- Each campsite is relatively close to a shower house
- Campfire rings
- Dock with two row boats
- As long as troops are following the BSA guidelines of Safety Afloat, Scouts can take a row boat out any time to go fishing or explore one of the five lakes on the 1450 acre property.



Campsite Damages Cost List		
Screens	\$10	Per Panel
Canvas	\$50	Per Panel
Roofing	\$50	Per Panel
Mattress	\$10	Per Cut/Tear
	\$25	To Recover
	\$50	To Replace Whole Mattress
Door	\$25	To Repair/Rehang
	\$50	To Replace
Campsite Rake/Broom/Shovel	\$10	To Replace (each)



Any other repairs will be billed at \$15 labor charge plus the cost of materials.

Paved roads and parking lots provide easier travel between campsites, program areas, and the Dining Hall. Also, Camp Phillips provide premier fishing from either a rowboat, one of the many fishing docks, or simply from shore. Our staff is willing to point out some of the great fishing spots at Camp Phillips.



FISHING OPPORTUNITIES AT CAMP PHILLIPS

With access to 6 clear lakes (five private and one public), Camp Phillips provides many opportunities for beginners and pros alike to experience rustic Northern Wisconsin fishing at its finest. Scouts and Leaders are asked to “Be Prepared” with their own fishing equipment and Wisconsin DNR Fishing License if they want to fish at Camp (youth age 15 and under do not need a license).

The Camp Phillips Trading Post includes worms, flies, and fishing gear for purchase. Licenses are available for purchase at several locations in Rice Lake (15-20 minutes from Camp). All DNR fishing regulations and Camp Rules must also be followed.

Suggested Equipment:

Campers often fish with a simple hook and bobber with live bait or artificial lures such as Rapalas, Spoons, Spinners, or Soft Plastics. Fly fishing is also becoming more popular at Camp.

Species and Tactics:

Round Lake—Abundant Largemouth Bass and Sunfish/Bluegills. Our most popular fishing lake.

Mitchell Lake—Many Sunfish/Bluegills and increasingly common Largemouth. This lake experienced winterkill several years back but is rapidly becoming a great fishing lake again.

Crooked Lake—Borders the Ice Age Trail, the most scenic lake at Camp. We haven’t received many fishing reports from this lake, be the first to catch a big one there!

Bass Lake—This is the Swimming/Boating Lake for Cub World. We ask that this lake stay reserved for our Cub Scout age fishermen and their leaders. Abundant Largemouth Bass and Sunfish/Bluegills are present. Every now and then a Yellow Perch may make an appearance.

Bear Lake—This is the only lake that is open to the public, and is by far the biggest with many homes and cabins built on it. It contains many fish species including Largemouth and Smallmouth Bass, Panfish, Northern Pike, and Walleye.

Lake Helena—The only of the six lakes without fish in it; it is home to many turtles and other wildlife.



CAMP STAFF OPPORTUNITIES

Are you tired of the same old summer routine? Did you know that L.E. Phillips Scout Reservation is looking to hire people just like you? It takes a staff of over 50 talented staff members to keep Camp Phillips and Cub World running smoothly. Opportunities to work on staff are available to both males and females from all backgrounds in a variety of positions including program staff, kitchen/support staff, trading post, and maintenance (Rangers). Most staff members are 16 years of age or older; however, Counselor in Training (CIT) opportunities exist for those who are 14 or 15 as well (see below). Check out <http://campphillips.org/staff> to find out more and fill out an application!

Why work on staff?

- To make lots of new friends in your area and across the country.
- To spend a summer in the great outdoors where nature prevails.
- To acquire experiential education (learning by doing) and new skills that will last a lifetime.
- To be part of an effective team and to cooperate with others to get things done.
- To learn how to work with others and to apply leadership skills.
- To undertake and fulfill meaningful challenges and earn the satisfaction of doing a job well.
- To work with youth and adults of all ages.



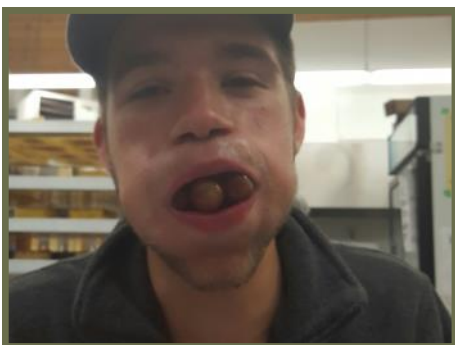
Counselor in Training Program

The CIT program is a varied training experience. It is an intensive two-week program in which CIT's have the opportunity to work in program areas at Camp Phillips, Cub World, or both. CIT's live in cabins complete with electricity and have access to food and other amenities like all other staff members. There is no pay; however, there is no charge for food, board, or training while in the program. CIT's will work in a different program area each week and will take part in staff training sessions.

Hiring Process

Applications are collected and interview day is held in late December (key positions are preferred to be hired prior to December). Applicants hear shortly after if they have been hired or not.

The formal interview day may be in December, but we collect applications, perform interviews, and hire year round.



HELP IMPROVE L.E. PHILLIPS SCOUT RESERVATION

OA Fellowship Weekends

Each year, the Otyokwa Lodge hosts both a Spring and Fall Fellowship weekend at L.E. Phillips Scout Reservation. Along with great food, exciting ceremonies, and time to bond with fellow Scouts, OA members have the opportunity to help keep Camp Phillips running smoothly through service projects. Last year the Otyokwa Lodge contributed 3,000 service hours to Camp during these two weekends! These events are open to any and all OA members from any Lodge, just visit www.otyokwa.com for more information.

Phillips Rangers

Are you an adult leader looking to gain a sense of pride and ownership in L.E. Phillips Scout Reservation? Do you enjoy participating in construction, maintenance, and other service projects? Then become a Phillips Ranger! Volunteers like you have helped Camp Phillips to stay on the cutting edge since opening its doors in 1952. The Ranger hosts two Ranger Weekends each year where **ADULT** volunteers take on larger projects to improve and maintain camp. Recent projects have included the Rifle Range expansion, the new fence and boat racks at the Marina, and the Med Lodge building re-model. Specifically we are looking for tradesmen (masonry, electricians, plumbers, carpenters, etc.) but are glad to have all the help we can get.

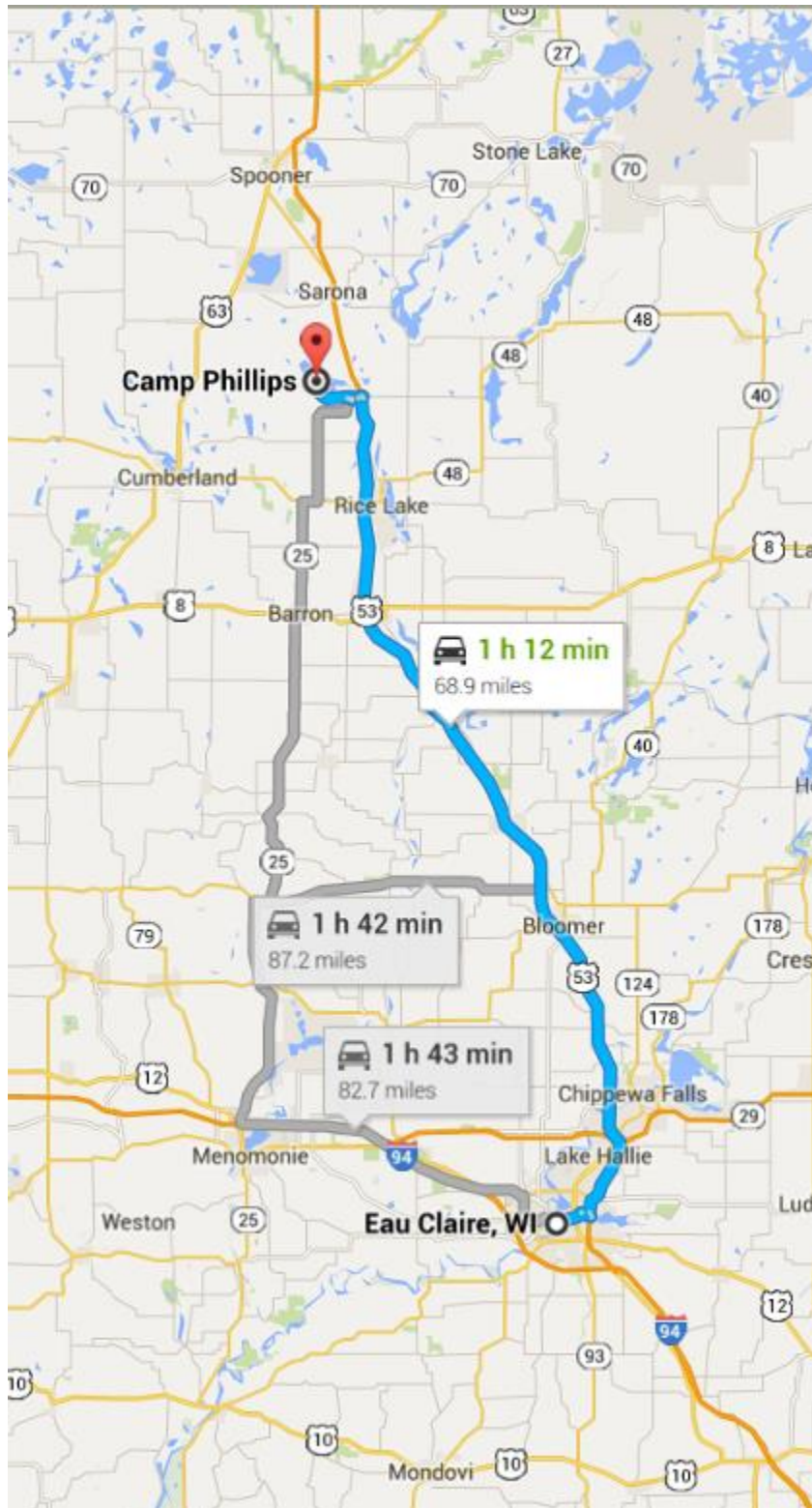


Campsite Improvements

Units are welcome to make improvements to their temporary home during their stay at L.E. Phillips Scout Reservation. Many of the fire pit benches, flagpoles, garbage can holders, and other amenities in campsites are the work of Scouts like yours! Feel free to bring tools and materials to camp, and make sure to run your ideas by the Camp Commissioner before starting improvement projects.




DIRECTIONS TO L.E. PHILLIPS SCOUT RESERVATION



L. E. Phillips Scout Reservation is located Northwest of Rice Lake, Wisconsin. To get to camp take Hwy 53 to Haugen and take **Exit 150**. At the bottom of the exit ramp turn West onto County Road V. Follow County Road V through Haugen to Plecity Avenue. Turn Right on Plecity Avenue and go to the next stop sign at County Road VV. Turn left at the stop sign on to County Road VV. Continue on County Road VV for 3 miles.



From Hwy VV, Turn Left into Cub World



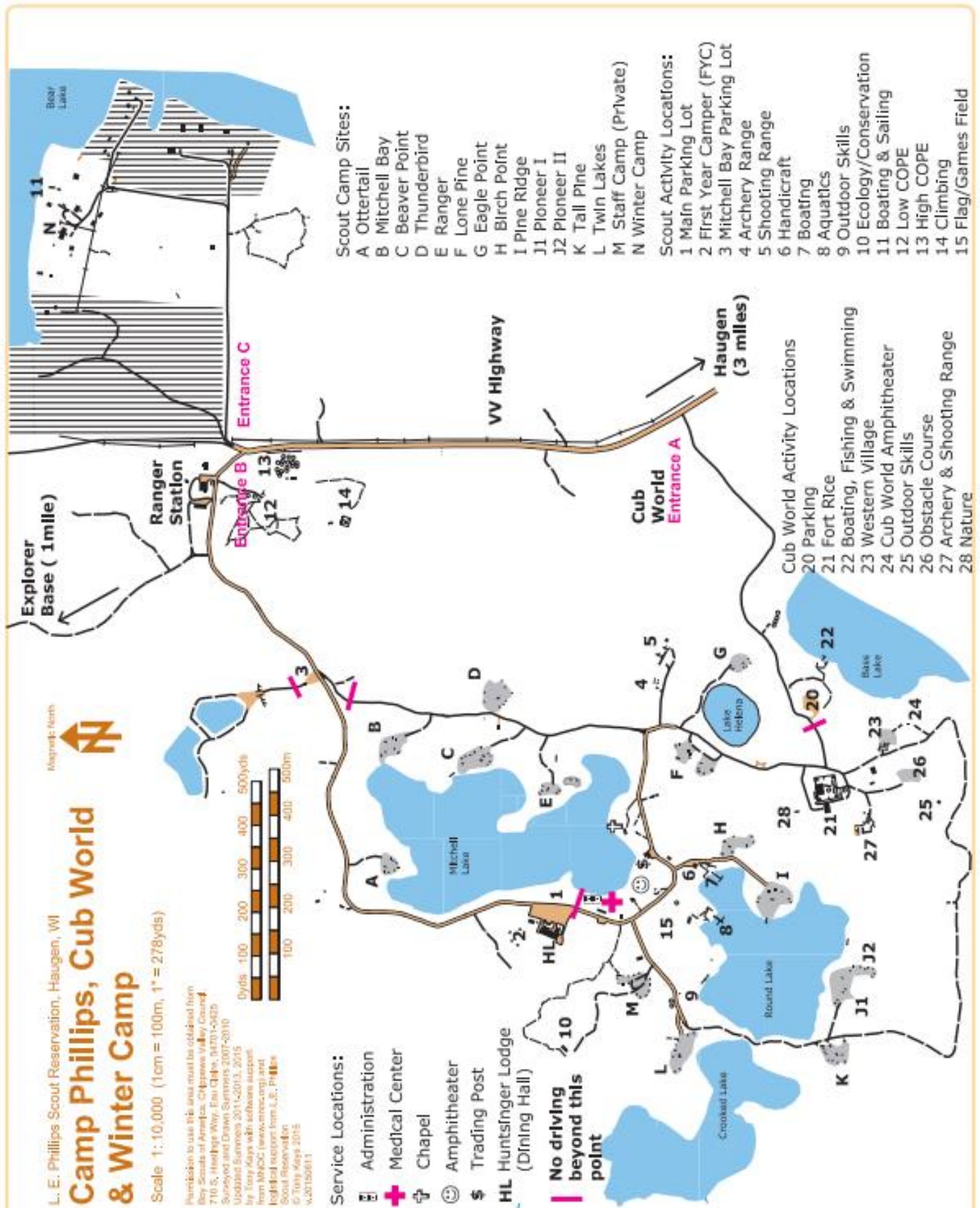
End of Hwy VV, turn Left into Camp Phillips



End of Hwy VV, turn Right to Winter Camp



MAP OF CAMP PHILLIPS





BOY SCOUTS OF AMERICA®

CHIPPEWA VALLEY COUNCIL

Chippewa Valley Council, BSA

710 S. Hastings Way
Eau Claire, WI 54701
Phone: (715) 832-6671
Fax: (715) 832-6711
www.bsa-cvc.org
www.facebook.com/chippewavalley scouts
Terri.jay@scouting.org

L. E. Phillips Scout Reservation

Camp Phillips
2900C 16th Street
Rice Lake, WI 54868
www.CampPhillips.org
www.facebook.com/campphillips
(715) 234-7723 (Summer Only)
(715) 234-1147 (Fax - Summer Only)



L. E. Phillips Scout Reservation America's Premier Camp Since 1952



The Chippewa Valley Council Camping and Outdoor Program Committee is driven to provide an amazing camping experience for an ever-increasing amount of campers. With an attention to detail and vision for success, the Camping Committee provides support that ensures that all programs hosted on the L.E. Phillips Scout Reservation are of the highest quality. We focus on health and safety, programming, food service, maintenance, conservation, staffing, and administration. All of our camps are inspected and accredited on an annual basis.